

# “The Provincials”

KINGSTON

FRPC



## SUMMER Fun 2011



# Jun 22-26, 2011

**Eleven Stages - 204 rounds**

**3 Short, 3 Medium, 5 Long course**

**IPSC Level 3**

RULES: IPSC Rules, January 2009 Edition

COURSE DESIGNER: Mark Graham

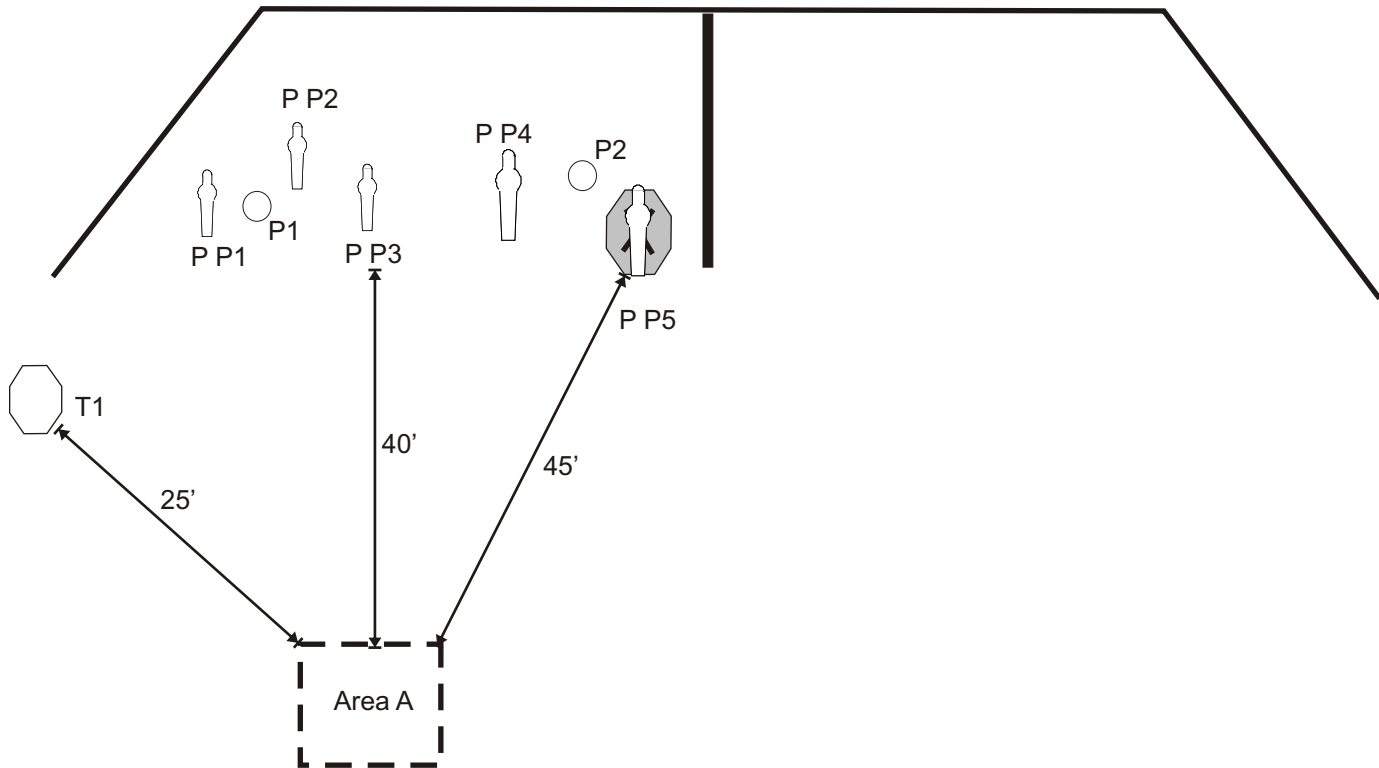
**START POSITION:** Facing down range inside area A  
 Firearm loaded in holster  
 Arms behind your head fingers laced indicates shooter is ready

### STAGE PROCEDURE

On start signal, engage targets T1 and PP1 - PP5 and P1 & P2 as they become visible while standing in Area A.


### SCORING

SCORING: Comstock, 9 rounds, 45 points  
 TARGETS: 1 IPSC, 7 Steel  
 SCORED HITS: Best 2 per IPSC, Steel must fall to score  
 START-STOP: Audible - Last shot  
 PENALTIES: Procedural. - 10  
 No-shoot hit. -10  
 Miss. -10



### SETUP NOTES:

### RO NOTES:

----- <= Fault Line/Charge line  
 < No Shoot       < Hard Cover

RULES: IPSC Rules, January 2009 Edition

COURSE DESIGNER: Mark Graham

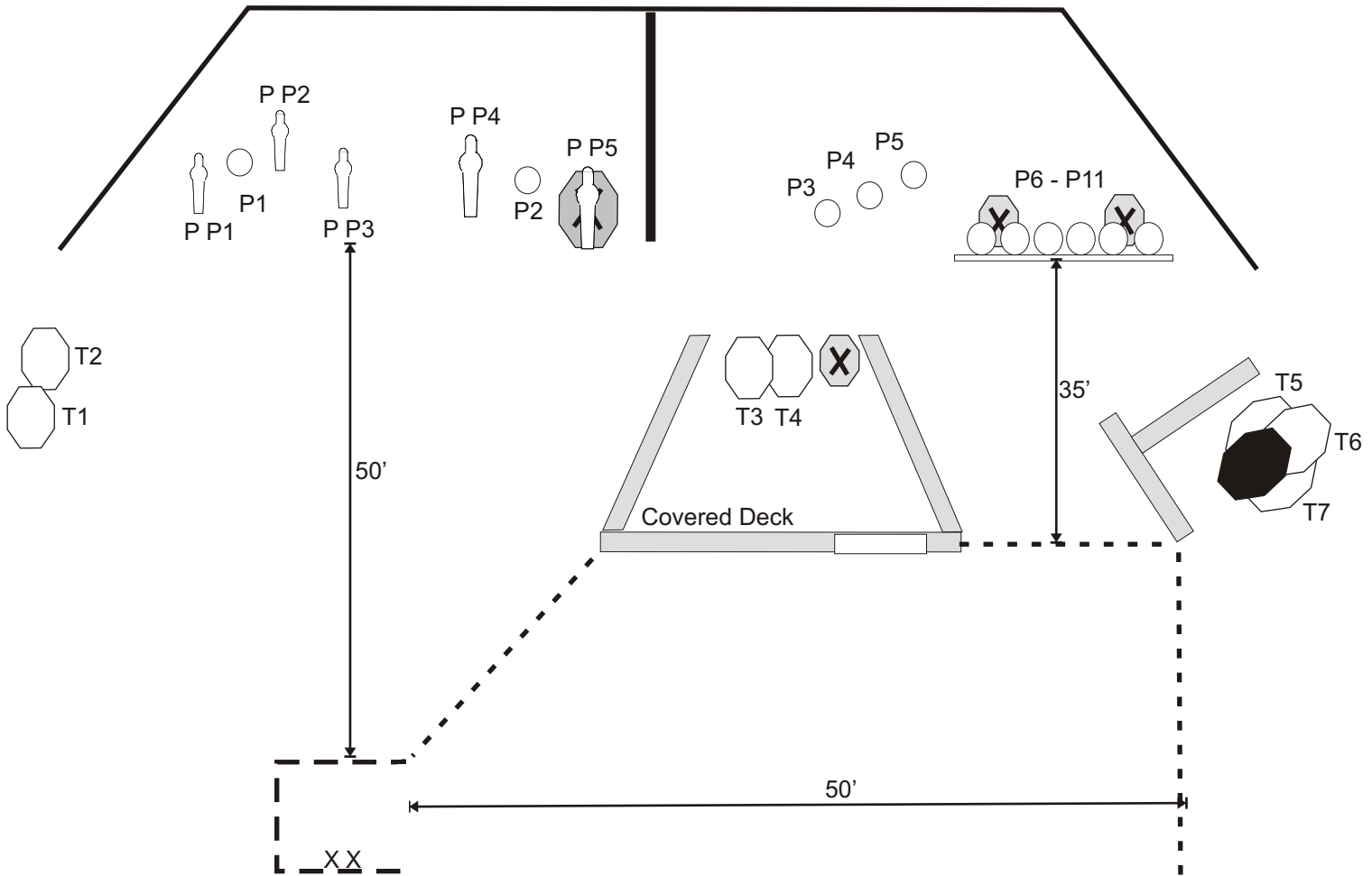
**START POSITION:** Facing down range inside area A with Heels on marks (X X) Firearm loaded in holster  
Hands covering eyes indicates shooter is ready

### STAGE PROCEDURE

On start signal, engage targets T1 -T7 and PP1-PP5 and P1-P11 as they become visible.

### SCORING

SCORING: Comstock, 30 rounds, 150 points  
 TARGETS: 7 IPSC, 16 Steel  
 SCORED HITS: Best 2 per IPSC, Steel must fall to score  
 START-STOP: Audible - Last shot  
 PENALTIES: Procedural. - 10  
 No-shoot hit. -10  
 Miss. -10



### SETUP NOTES:

### RO NOTES:

----- <= Fault Line/Charge line  
 < No Shoot      < Hard Cover

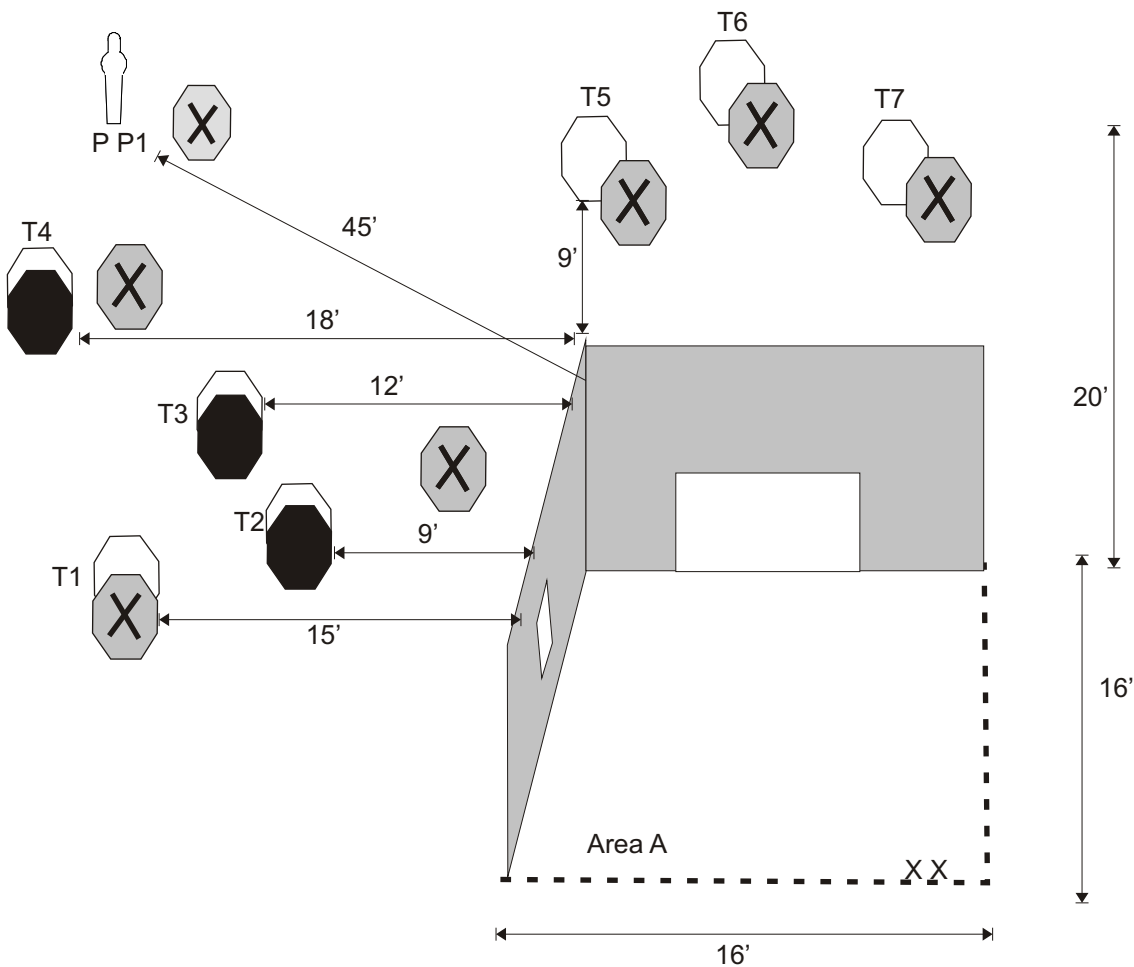
**START POSITION:** Heels on marks (X X) in area A. Firearm loaded in holster. Arms relaxed at sides

### STAGE PROCEDURE

On the start signal, engage targets T1- T7 & P P1 as they come visible.

### SCORING

SCORING: Comstock, 15 rounds, 75 points  
 TARGETS: 7 IPSC, 1 steel  
 SCORED HITS: Best 2 per IPSC, Steel must fall to score  
 START-STOP: Audible - Last shot  
 PENALTIES: Procedural. - 10  
 No-shoot hit. -10  
 Miss. -10



### SETUP NOTES:

### RO NOTES:

----- <= Fault Line/Charge line  
 < No Shoot       < Hard Cover

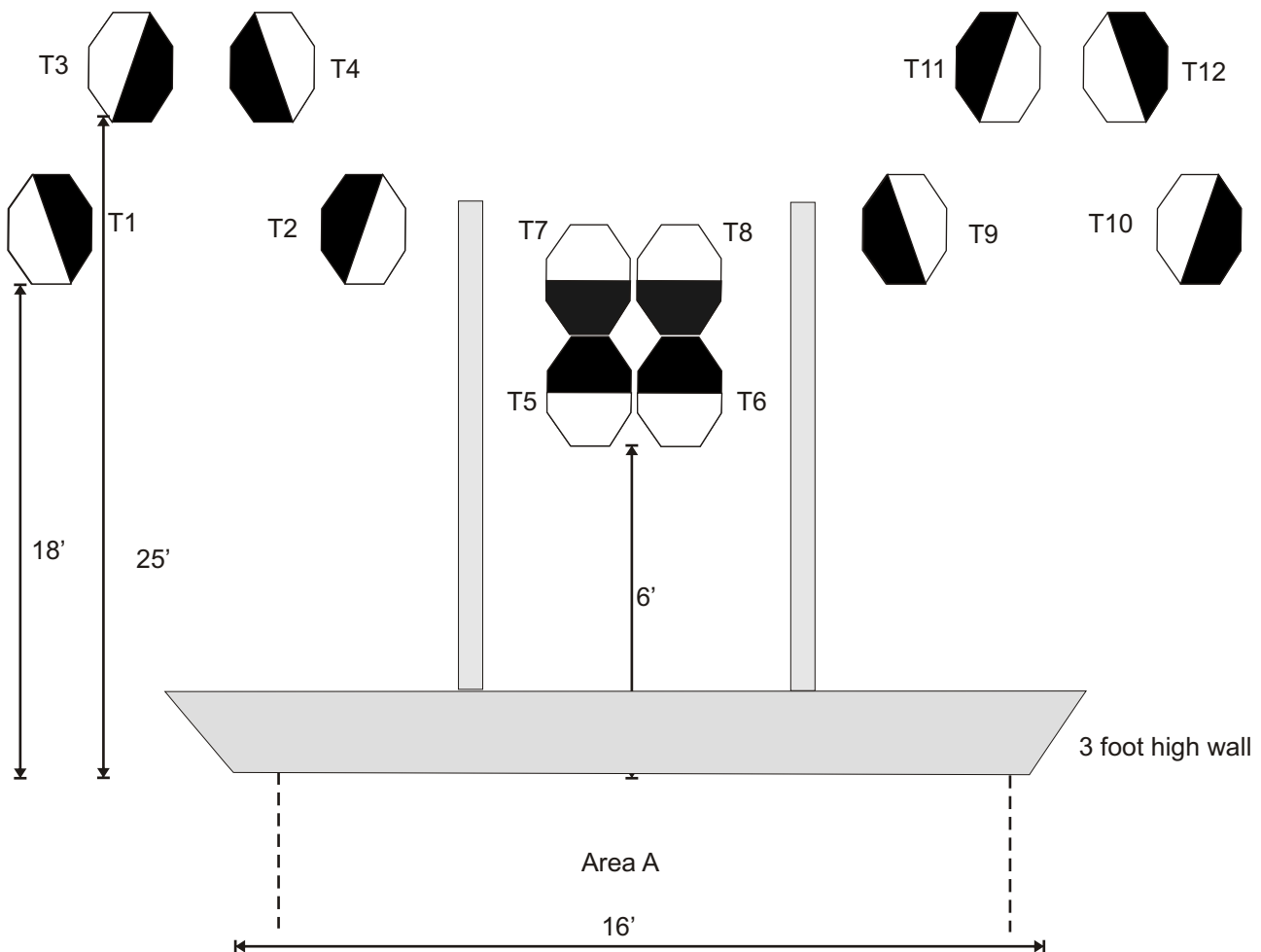
**START POSITION:** Facing down range inside BOX A with Firearm unloaded in holster  
Arms behind head fingers laced indicate shooter is ready

### STAGE PROCEDURE

On the start signal, engage targets T1- T12 as they come visible.


### SCORING

SCORING: Comstock, 24 rounds, 120 points  
 TARGETS: 12 IPSC Classic  
 SCORED HITS: Best 2 per IPSC  
 START-STOP: Audible - Last shot  
 PENALTIES: Procedural. - 10  
 No-shoot hit. -10  
 Miss. -10



**SETUP NOTES:** 100 yard second position facing north berm

**RO NOTES:**

----- <= Fault Line/Charge line  
 < No Shoot       < Hard Cover

RULES: IPSC Rules, January 2009 Edition

COURSE DESIGNER: Mark Graham

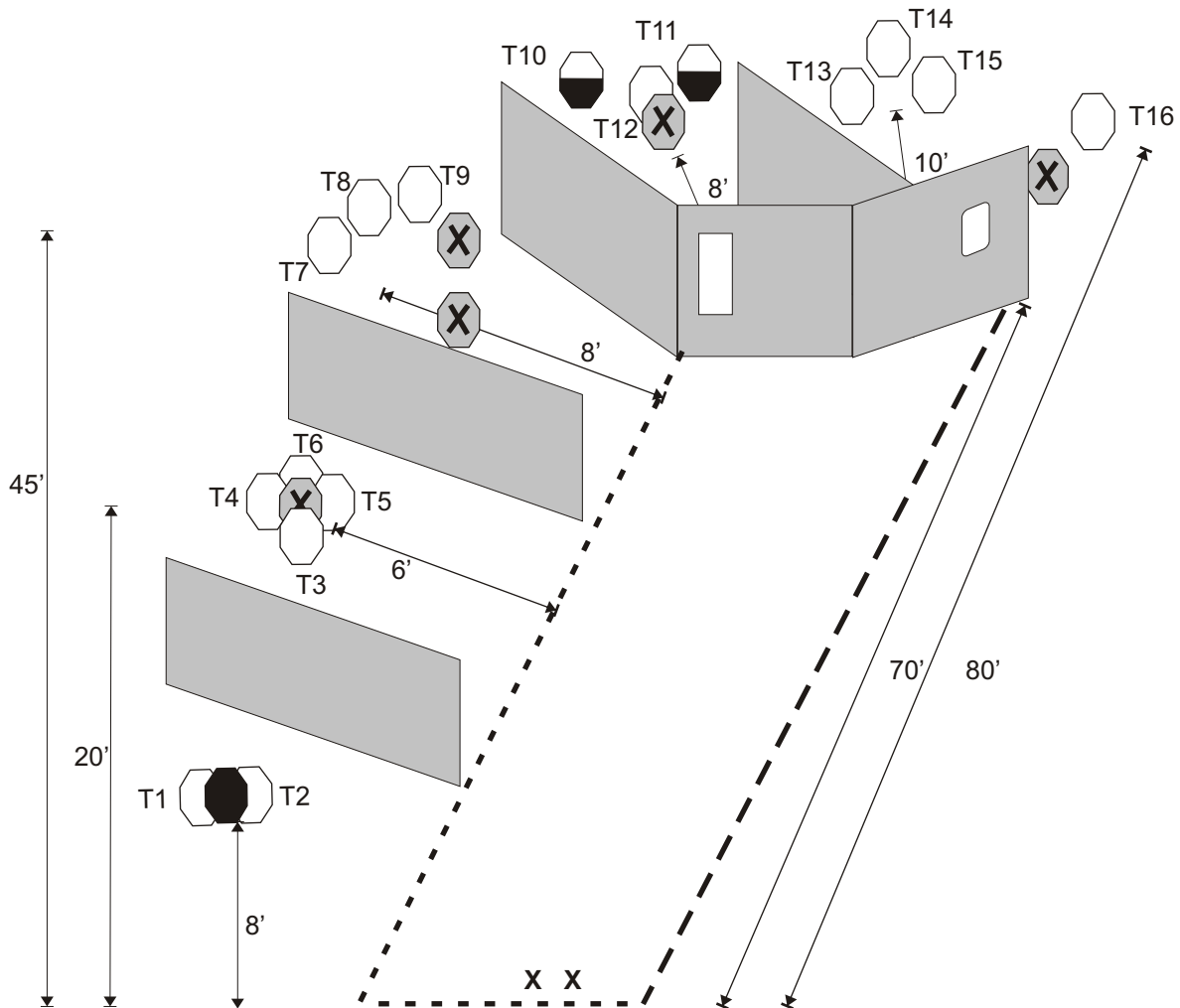
**START POSITION:** Standing with heels against X's and wrists above respective shoulders.  
Firearm loaded in holster.

### STAGE PROCEDURE

On the start signal, engage targets T1- T16 as they come visible.

### SCORING

SCORING: Comstock, 32 rounds, 160 points  
 TARGETS: 16 IPSC  
 SCORED HITS: Best 2 per IPSC  
 START-STOP: Audible - Last shot  
 PENALTIES: Procedural - 10  
 No shoot - 10  
 Miss - 10



**SETUP NOTES:** Range A4 West Side

**RO NOTES:**

----- <= Fault Line/Charge line  
 X < No Shoot      ● < Hard Cover

RULES: IPSC Rules, January 2009 Edition

COURSE DESIGNER: Mark Graham

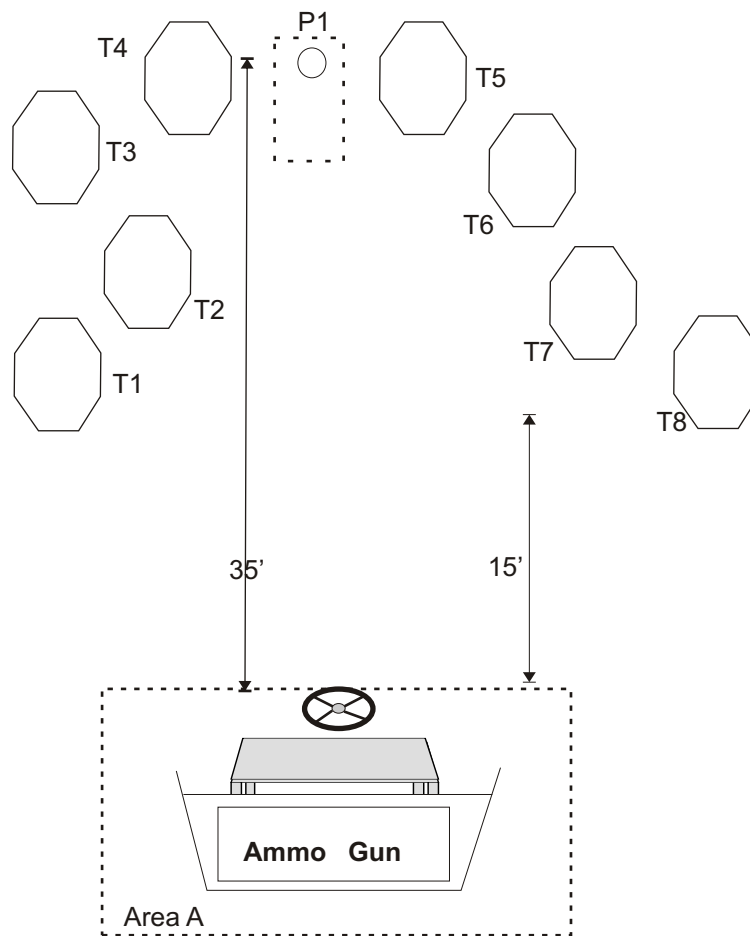
**START POSITION:** Sitting on bench facing down range, Firearm is unloaded in trunk along with all ammo to be used  
Holding steering wheel with both hands indicates shooter is ready

### STAGE PROCEDURE

On start signal, engage targets T-T8 and P1. Best Single round will score on the paper targets, steel must fall to score.

### SCORING

SCORING: Comstock, 9 rounds, 45 points  
 TARGETS: 8 IPSC Classic 1 steel plate  
 SCORED HITS: Best 1 per IPSC ,Steel must fall to score  
 START-STOP: Audible - When steel I falls  
 PENALTIES: Procedural. - 10  
 No-shoot hit. -10  
 Miss. -10



**SETUP NOTES:** Range A4 East Side  
Shroud will be a deep box with the plate at the far end.

**RO NOTES:**

----- <= Fault Line/Charge line  
 (X) < No Shoot      (●) < Hard Cover

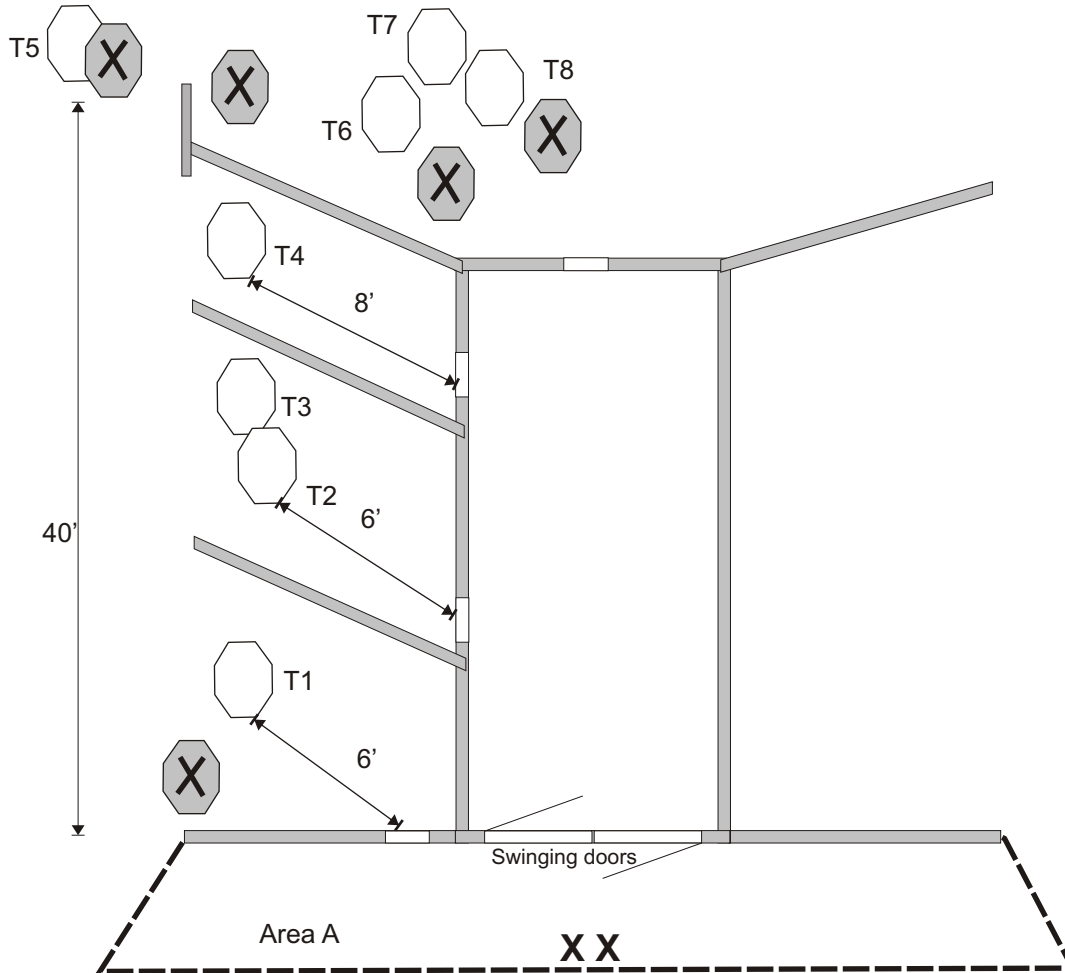
**START POSITION:** Facing down range with heels on the marks inside Area A  
Firearm loaded in holster  
Arms are out stretched at your side to indicate shooter is ready

### STAGE PROCEDURE

On start signal, engage targets T1 - T8 as they come visible.

### SCORING

SCORING: Comstock, 16 rounds, 80 points  
TARGETS: 8 IPSC Classic  
SCORED HITS: Best 2 per IPSC  
START-STOP: Audible - Last shot  
PENALTIES: Procedural. - 10  
No-shoot hit. -10  
Miss. -10



**SETUP NOTES:** RANGE B

**RO NOTES:**

----- <= Fault Line/Charge line  
 X < No Shoot      X < Hard Cover



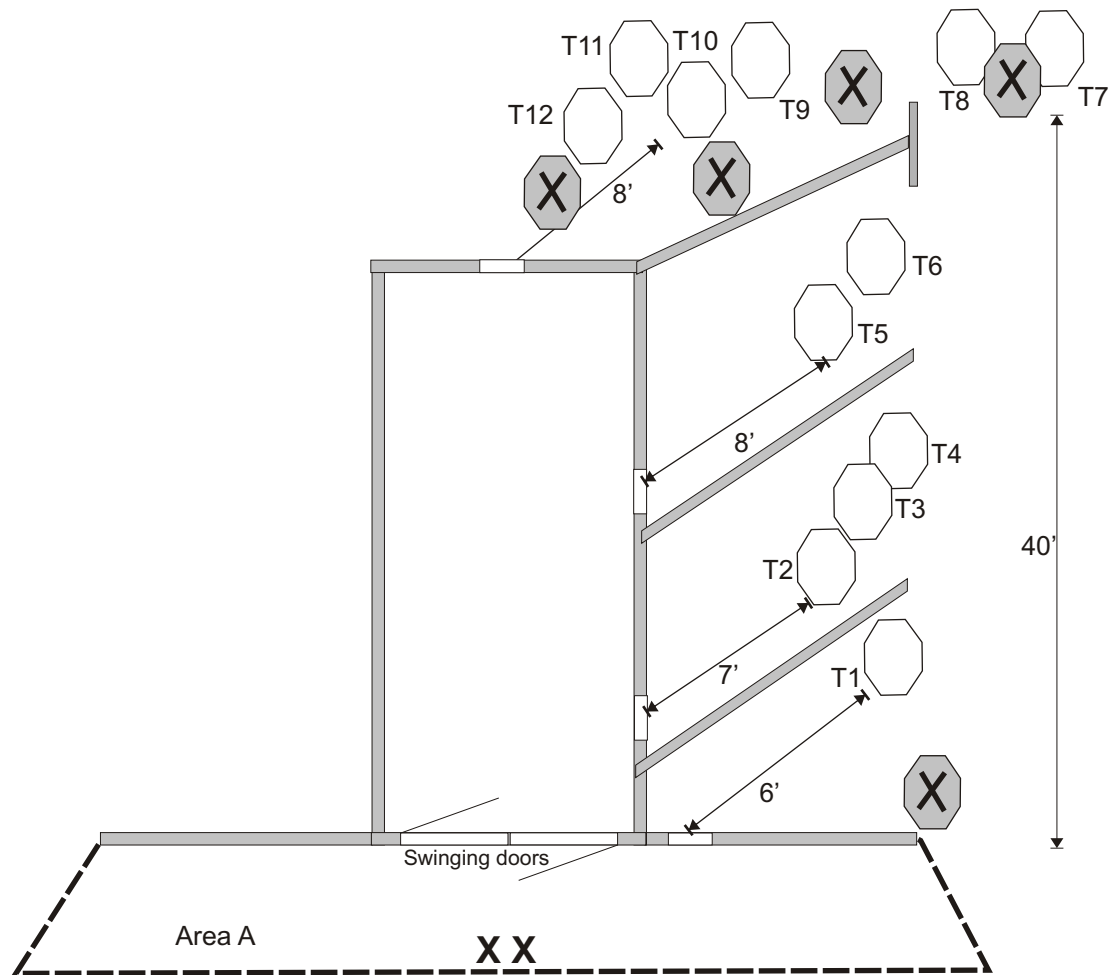
**START POSITION:** Facing down range with heels on the marks inside Area A  
 Firearm loaded in holster  
 Strong hand on head, Weak hand on hip to indicate shooter is ready

### STAGE PROCEDURE

On start signal, engage targets T1 - T12 as they come visible.

### SCORING

SCORING: Comstock, 24 rounds, 120 points  
 TARGETS: 12 IPSC Small Classic  
 SCORED HITS: Best 2 per IPSC  
 START-STOP: Audible - Last shot  
 PENALTIES: Procedural. - 10  
 No-shoot hit. -10  
 Miss. -10



**SETUP NOTES:** RANGE B

**RO NOTES:**

----- <= Fault Line/Charge line  
 X < No Shoot      X < Hard Cover

RULES: IPSC Rules, January 2009 Edition

COURSE DESIGNER: IPSC

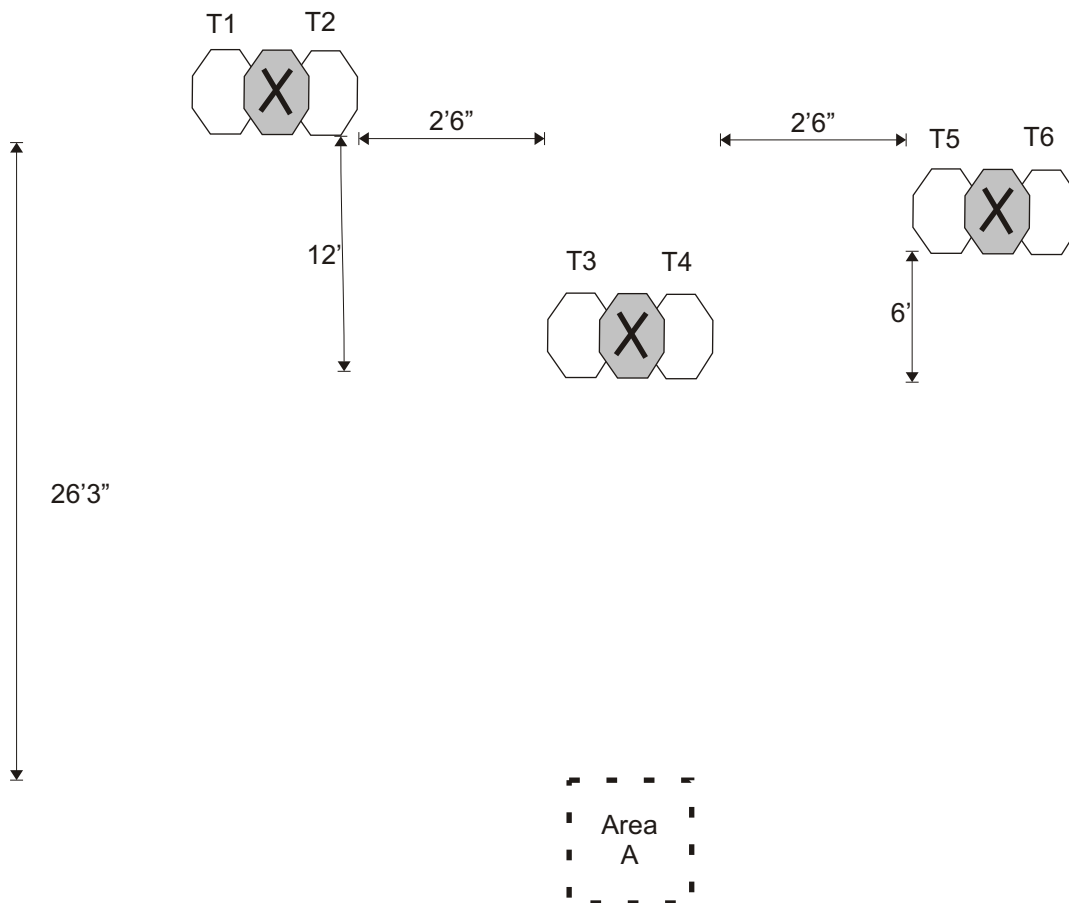
**START POSITION:** Standing relaxed in area A. Facing targets, Firearm loaded in holster.

### STAGE PROCEDURE

On start signal, from area A, shoot T1-T6 with one round each in any order, perform a mandatory reload and from area A, shoot T1-T6 with one round each per target

### SCORING

SCORING: Comstock, 12 rounds, 60 points  
 TARGETS: 6 IPSC  
 SCORED HITS: Best 2 per IPSC  
 START-STOP: Audible - Last shot  
 PENALTIES: Procedural. - 10  
 No-shoot hit. -10  
 Miss. -10



**SETUP NOTES:** IPSC Classifier CLC - 59

T3-T4 at 3 feet high, T1,T2,T5,T6 at 5 feet high  
 Area A is 3 feet by 3 feet

**RO NOTES:**

----- <= Fault Line/Charge line  
 < No Shoot      < Hard Cover

RULES: IPSC Rules, January 2009 Edition

COURSE DESIGNER: Mark Graham

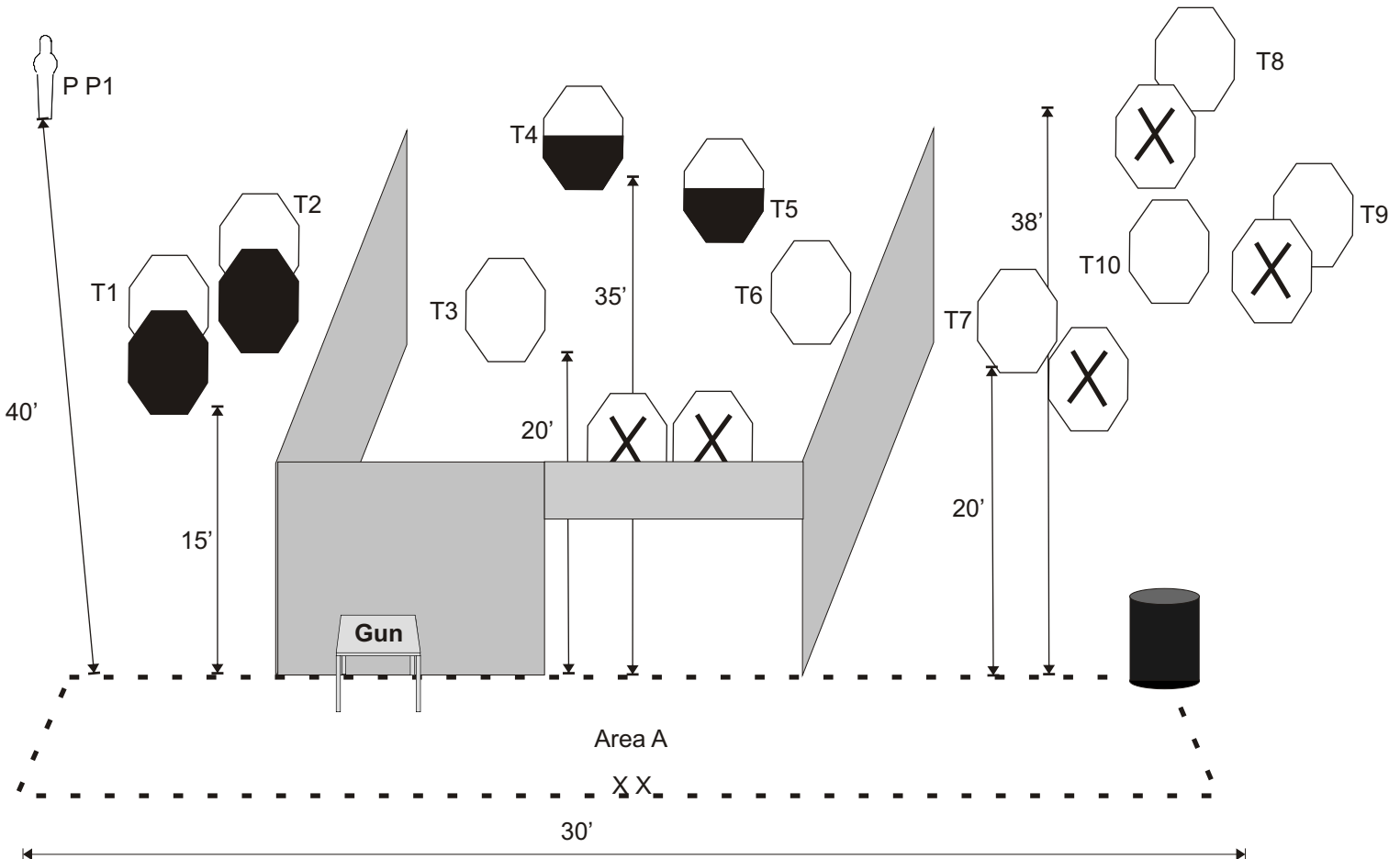
**START POSITION:** Facing down range with heels on the marks inside BOX A  
Firearm is unloaded and placed on table. Ammo is on shooters belt  
Palm on knees to indicate shooter is ready

### STAGE PROCEDURE

On start signal, engage targets T1 - T10 and PP1 as they come visible. Steel must fall to score.

### SCORING

SCORING: Comstock, 21 rounds, 105 points  
TARGETS: 10 IPSC Classic, 1 Steel  
SCORED HITS: Best 2 per IPSC, steel down = 1A  
START-STOP: Audible - Last shot  
PENALTIES: Procedural. - 10  
No-shoot hit. -10  
Miss. -10



**SETUP NOTES:** PP 1 is used from stage 8

**RO NOTES:**

--- <= Fault Line/Charge line  
 < No Shoot      < Hard Cover

RULES: IPSC Rules, January 2009 Edition

COURSE DESIGNER: Mark Graham

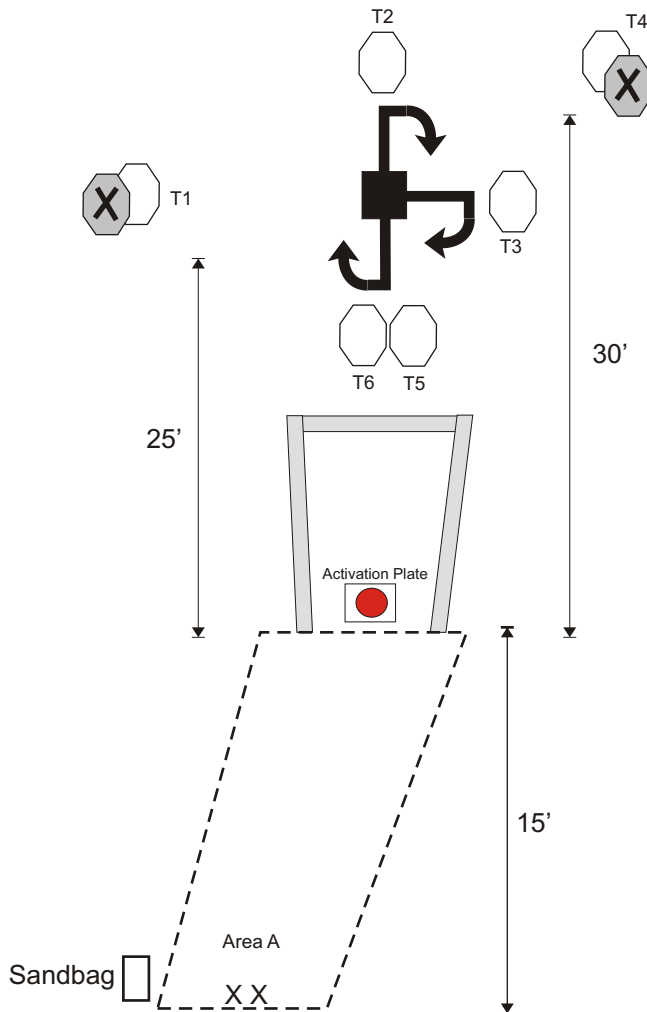
**START POSITION:** Standing with heels on X, arms relaxed at sides, Firearm loaded in holster.

### STAGE PROCEDURE

On start signal, from Area A, engage targets T1-T6 as they become visible. The Activation Button must be activated to ensure a shoot able presentation of T2, T5 & T6. The targets are not disappearing they rotate 90 degrees. A weight is available to assist with the activation button.



### SCORING

SCORING: Comstock, 12 rounds, 60 points  
 TARGETS: 6 Small IPSC  
 SCORED HITS: Best 2 per IPSC  
 START-STOP: Audible - Last shot  
 PENALTIES: Procedural. - 10  
 No-shoot hit. -10  
 Miss. -10

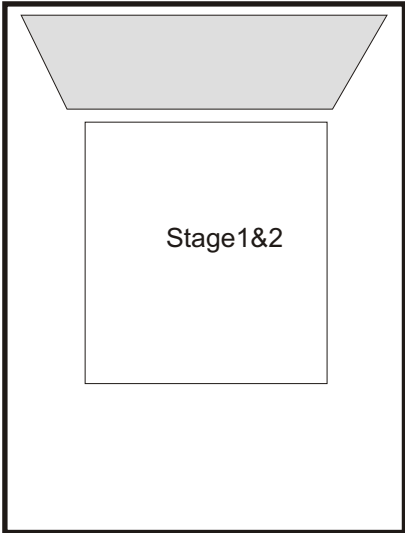


**SETUP NOTES:** Indoor

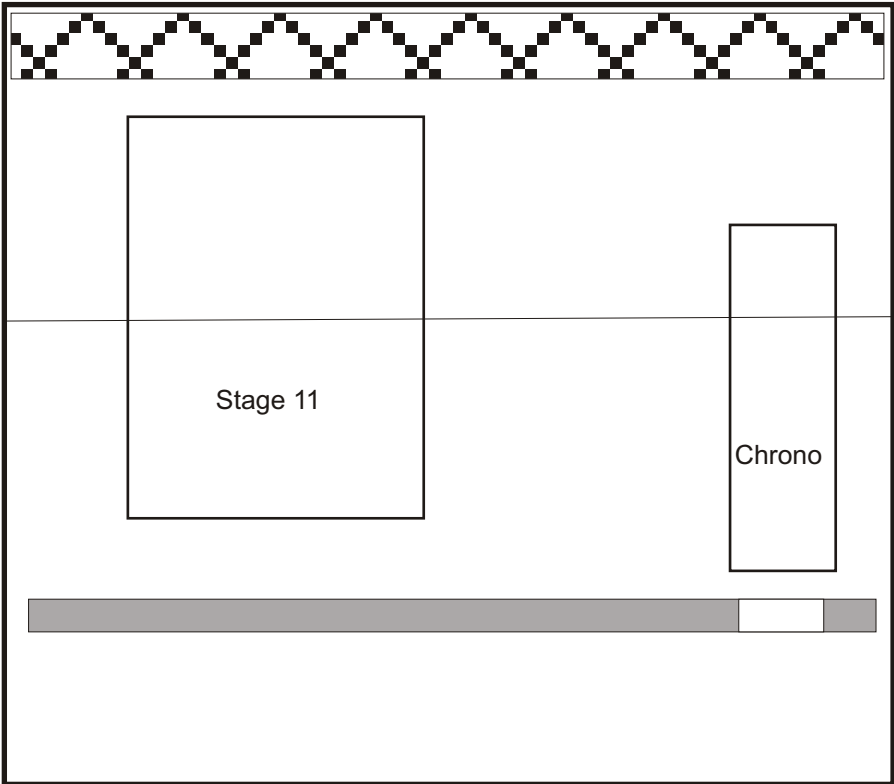
**RO NOTES:**

----- <= Fault Line/Charge line  
 < No Shoot       < Hard Cover

Bunker

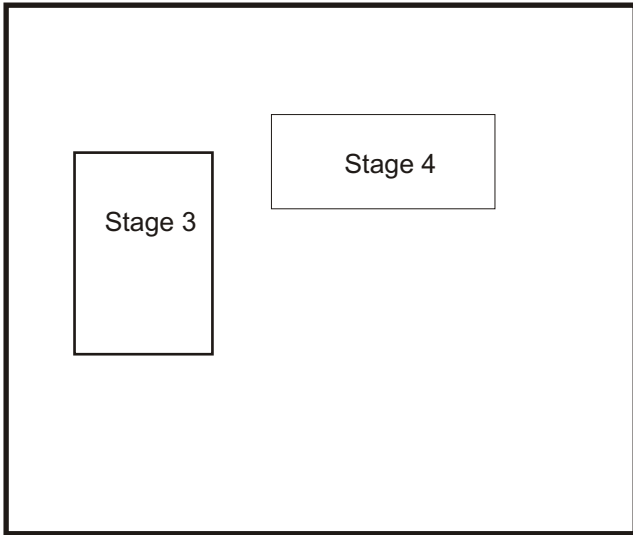


Indoor

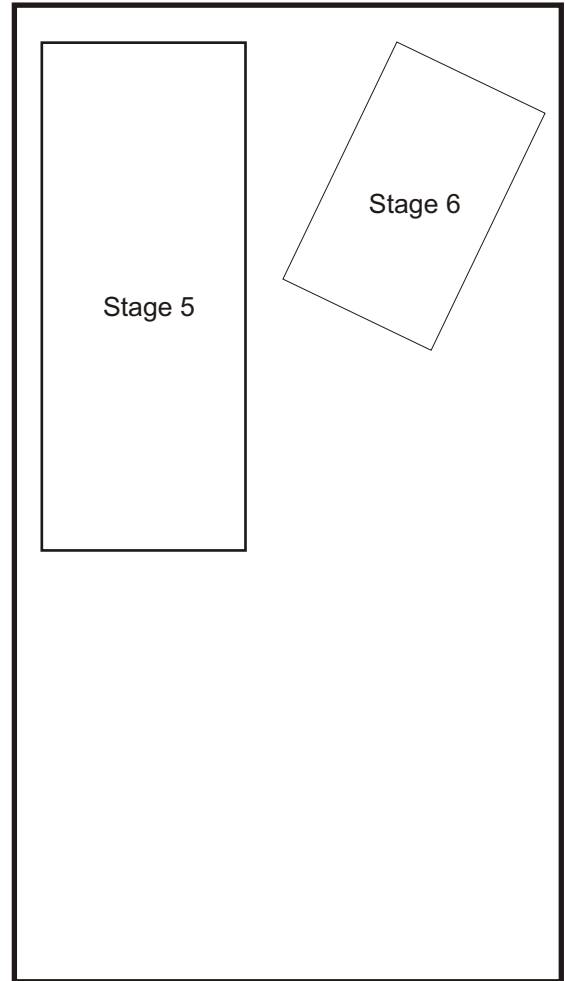


# RANGE CONFIGURATION

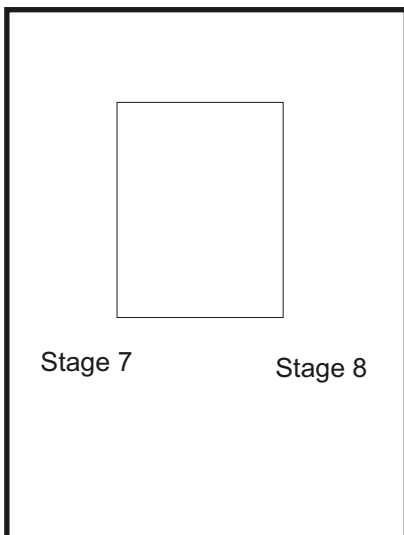
100 yard North/west corner



Range A4



Range B



Range C

