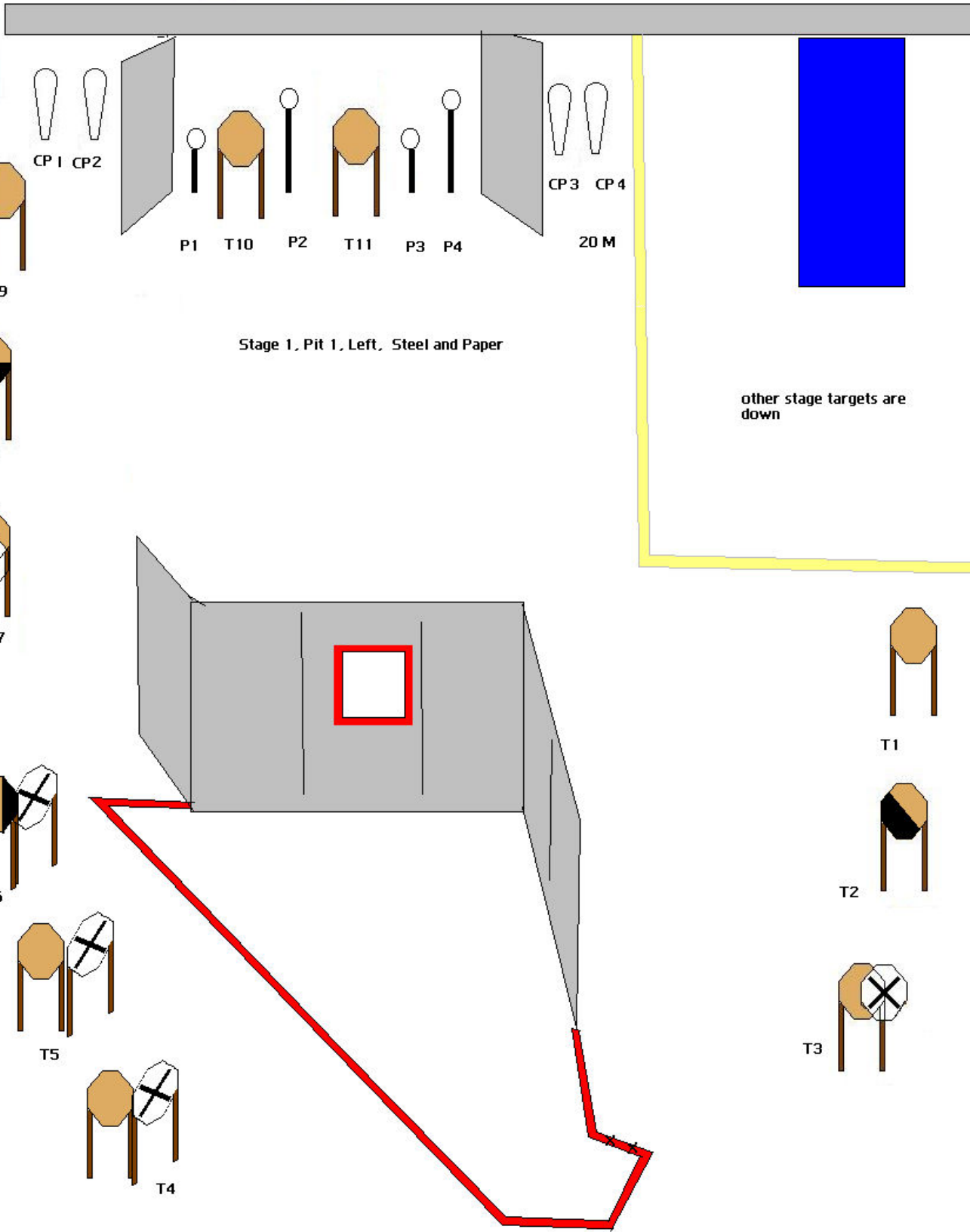




Stage Information Sheet

2011 Canadian National Championship LVL 3

Stage Number:	1
Stage Name:	Steel and Paper
Stage Type:	Long Course
Type of Scoring:	Comstock scoring
Targets:	11 IPSC targets, 4 Classic Poppers, 4 Plates
Distances:	5 - 20 metres
Possible Points:	150
Minimum Rounds:	30
Start Position:	Standing with hands at sides toes on marks on start line. Firearm is loaded and holstered.
Starts:	Audible
Stops:	On last shot
Penalties:	As per IPSC rules
Procedure:	On the start signal, engage T1 – T11 and CP1 – CP4, P1 – P4, as they become visible.
Briefing:	Note: Whenever possible FRPC asks you to pick up any live round you may eject or drop. Note : In order to ensure the match runs on time, brass picking is allowed at the end of the day only.

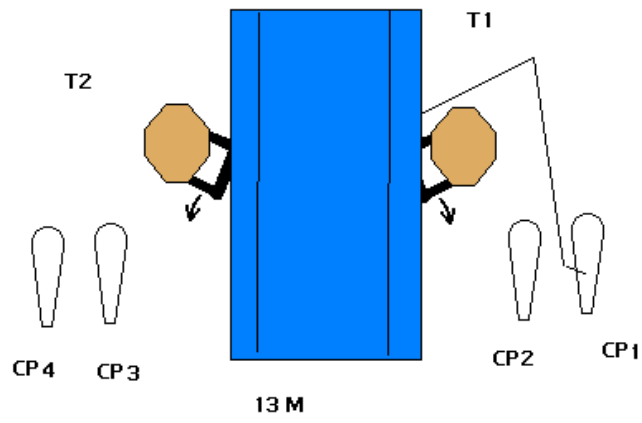




Stage Information Sheet

2011 Canadian National Championship LVL 3

Stage Number:	2
Stage Name:	Double Trouble
Stage Type:	Short Course
Type of Scoring:	Comstock scoring
Targets :	2 IPSC targets, 4 Classic Poppers
Distances:	13 metres
Possible Points:	40
Minimum Rounds:	8
Start Position:	Standing with hands at sides in the shooting area. Firearm is loaded and holstered.
Starts:	Audible
Stops:	On last shot
Penalties:	As per IPSC rules
Procedure:	On the start signal, engage CP1 – CP4, T1- T2 as they become visible. Note: T 1 and T 2 are swinging targets activated by CP1 that remain visible at rest
Briefing:	Note: Whenever possible FRPC asks you to pick up any live round you may eject or drop. Note : In order to ensure the match runs on time, brass picking is allowed at the end of the day only.



Stage 2, Pit 1, Right

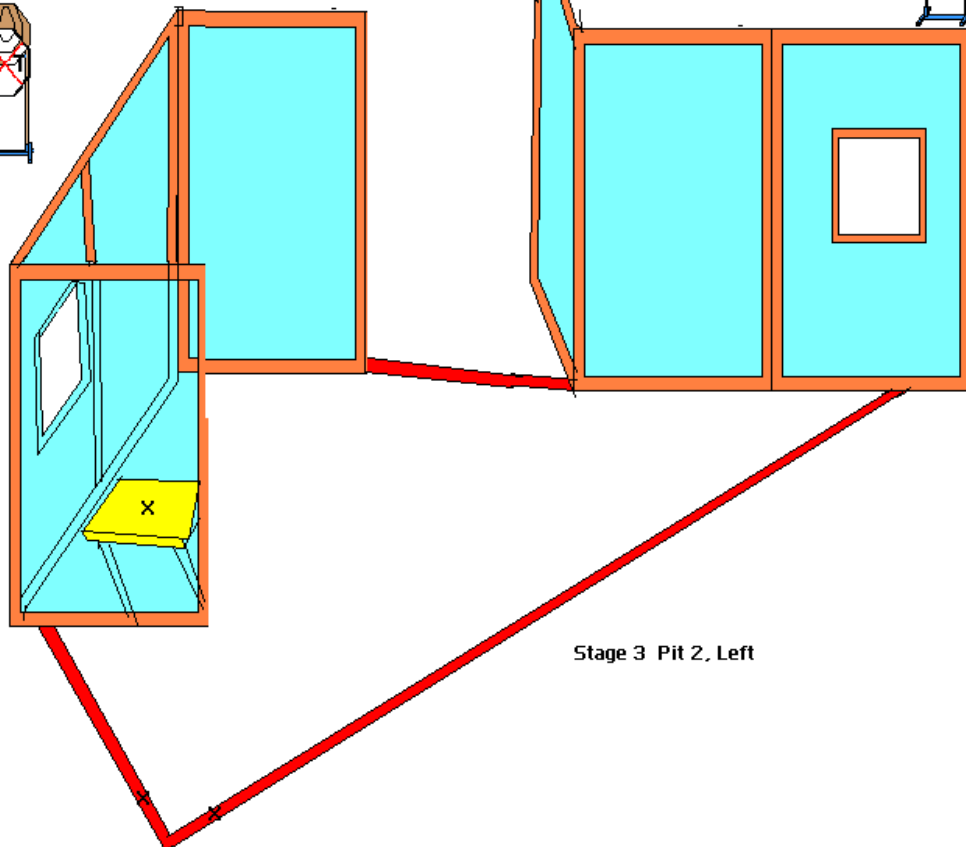
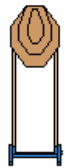
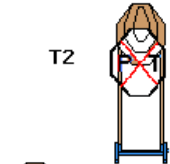
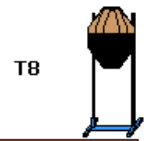
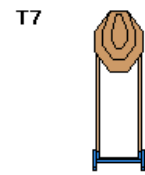
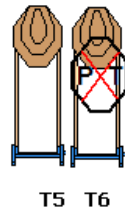
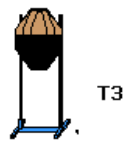
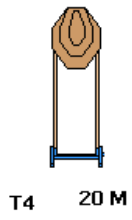




Stage Information Sheet

2011 Canadian National Championship LVL 3

- Stage Number:** 3
- Stage Name:** Round about
- Stage Type:** Medium Course
- Type of Scoring:** Comstock scoring
- Targets :** 8 IPSC targets
- Distances:** 5 - 20 metres
- Possible Points:** 80
- Minimum Rounds:** 16
- Start Position:** Standing facing up-range, hands at sides and toes on marks on start line.
Firearm is unloaded as per 8.1.3, placed on its side facing downrange on the mark on the shelf.
All ammunition for the stage will come from the shooters belt.
- Starts:** Audible
- Stops:** On last shot
- Penalties:** As per IPSC rules
- Procedure:** On the start signal, engage T1 – T8 as they become visible.
- Briefing:** Note: Whenever possible FRPC asks you to pick up any live round you may eject or drop. Note: In order to ensure the match runs on time, brass picking is allowed at the end of the day only.

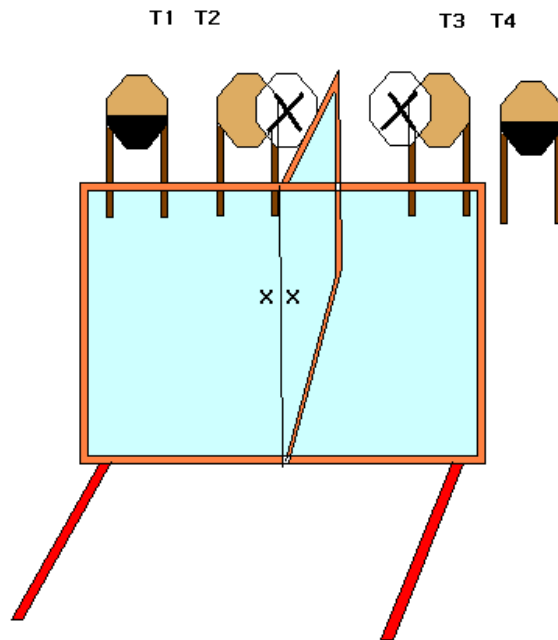




Stage Information Sheet

2011 Canadian National Championship LVL 3

Stage Number:	4
Stage Name:	Wayne's Pain
Stage Type:	Short Course
Type of Scoring:	Comstock scoring
Targets:	4 IPSC targets
Distances:	6-8 metres
Possible Points:	40
Minimum Rounds:	8
Start Position:	Standing facing the wall with hands touching respective marks on wall. Firearm is loaded and holstered.
Starts:	Audible
Stops:	On last shot
Penalties:	As per IPSC rules
Procedure:	On the start signal, engage T1 – T4 as they become visible.
Briefing:	Note: Whenever possible FRPC asks you to pick up any live round you may eject or drop. Note: In order to ensure the match runs on time, brass picking is allowed at the end of the day only.



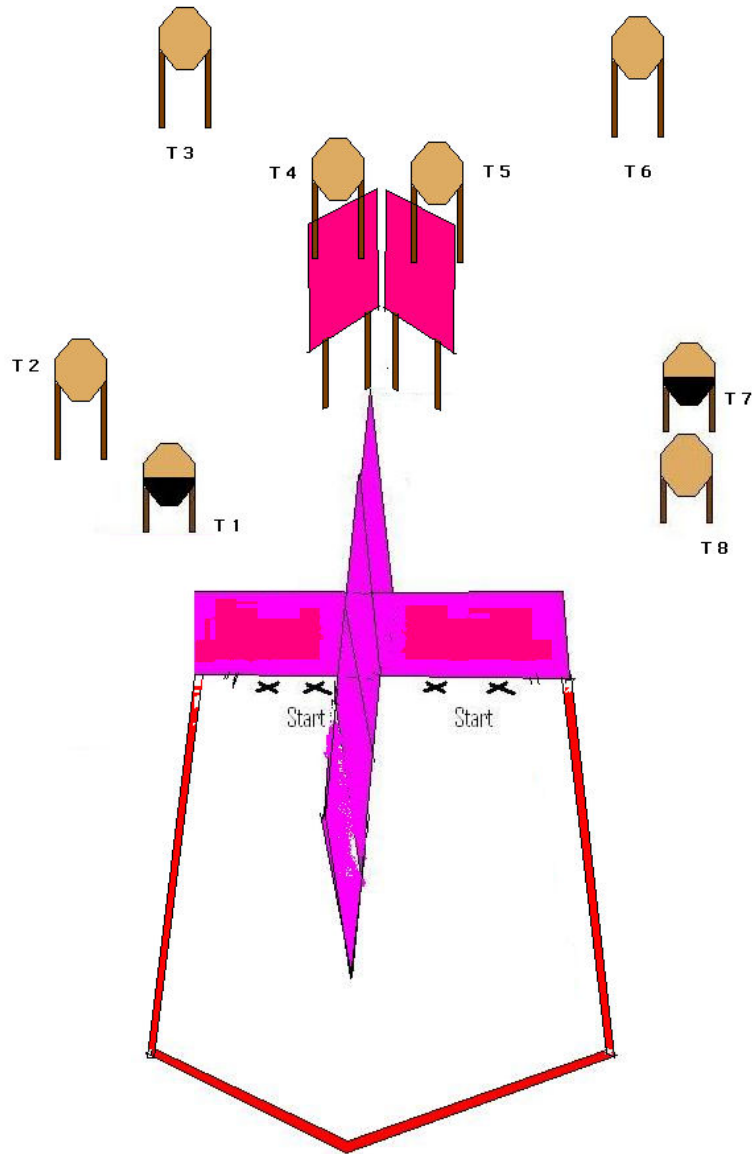
Stage 4, Pit 2, Center.



Stage Information Sheet

2011 Canadian National Championship LVL 3

- Stage Number:** 5
- Stage Name:** Back off
- Stage Type:** Medium Course
- Type of Scoring:** Comstock scoring
- Targets :** 8 IPSC targets
- Distances:** 5 - 15 metres
- Possible Points:** 80
- Minimum Rounds:** 16
- Start Position:** Standing with hands at sides, toes on marks on start line on either the left or right side of the centre wall as the shooter chooses.
Firearm is holstered with magazine inserted with an empty chamber as per 8.1.3. Note: Revolvers start loaded as per 8.1.1.2.
- Starts:** Audible
- Stops:** On last shot
- Penalties:** As per IPSC rules
- Procedure:** On the start signal, engage T1 – T8 as they become visible.
- Briefing:** Note: Whenever possible FRPC asks you to pick up any live round you may eject or drop. Note: In order to ensure the match runs on time, brass picking is allowed at the end of the day only.



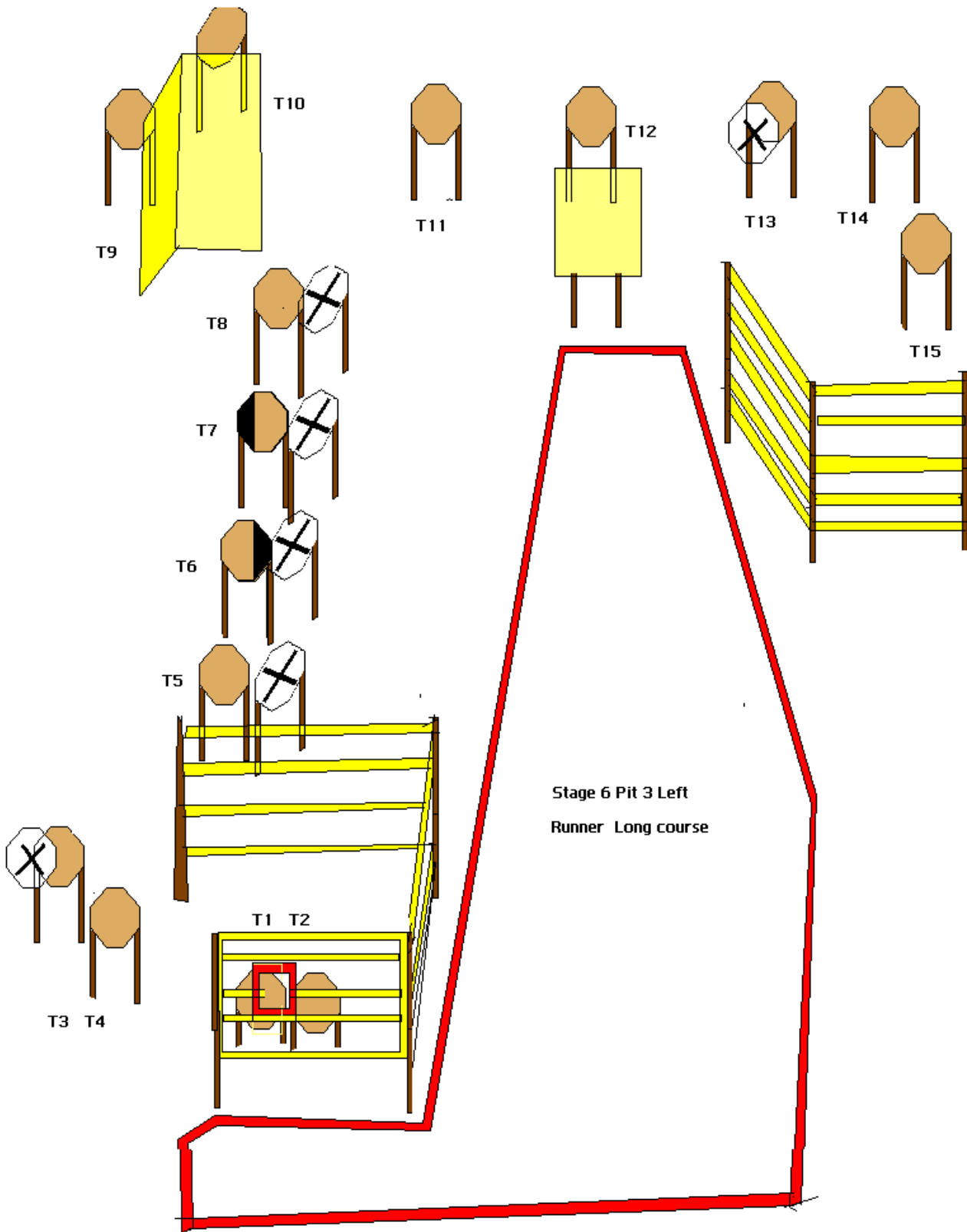
Stage 5 Pit 2 Right side



Stage Information Sheet

2011 Canadian National Championship LVL 3

Stage Number:	6
Stage Name:	Runner
Stage Type:	Long Course
Type of Scoring:	Comstock scoring
Targets :	15 IPSC targets
Distances:	5 - 32 metres
Possible Points:	150
Minimum Rounds:	30
Start Position:	Standing with hands at sides anywhere in the shooting area. Firearm is loaded and holstered.
Starts:	Audible
Stops:	On last shot
Penalties:	As per IPSC rules
Procedure:	On the start signal, engage T1 – T 15 as they become visible.
Briefing:	Note: Whenever possible FRPC asks you to pick up any live round you may eject or drop. Note: In order to ensure the match runs on time, brass picking is allowed at the end of the day only.

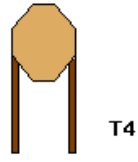




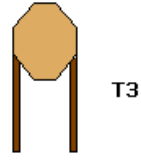
Stage Information Sheet

2011 Canadian National Championship LVL 3

Stage Number:	7
Stage Name:	Near or Far
Stage Type:	Short Course
Type of Scoring:	Comstock scoring
Targets :	4 IPSC targets
Distances:	7 - 23 metres
Possible Points:	40
Minimum Rounds:	8
Start Position:	Standing with wrists above shoulders in shooting area. Firearm is loaded and holstered.
Starts:	Audible
Stops:	On last shot
Penalties:	As per IPSC rules
Procedure:	On the start signal, engage T1 – T4 as they become visible.
Briefing:	Note: Whenever possible FRPC asks you to pick up any live round you may eject or drop. Note : In order to ensure the match runs on time, brass picking is allowed at the end of the day only.

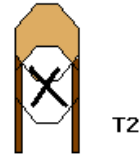


23 M



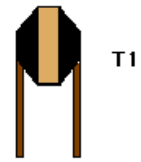
18m

Stage 7, Pit 3, Right,




13 m

Near or Far



7 m

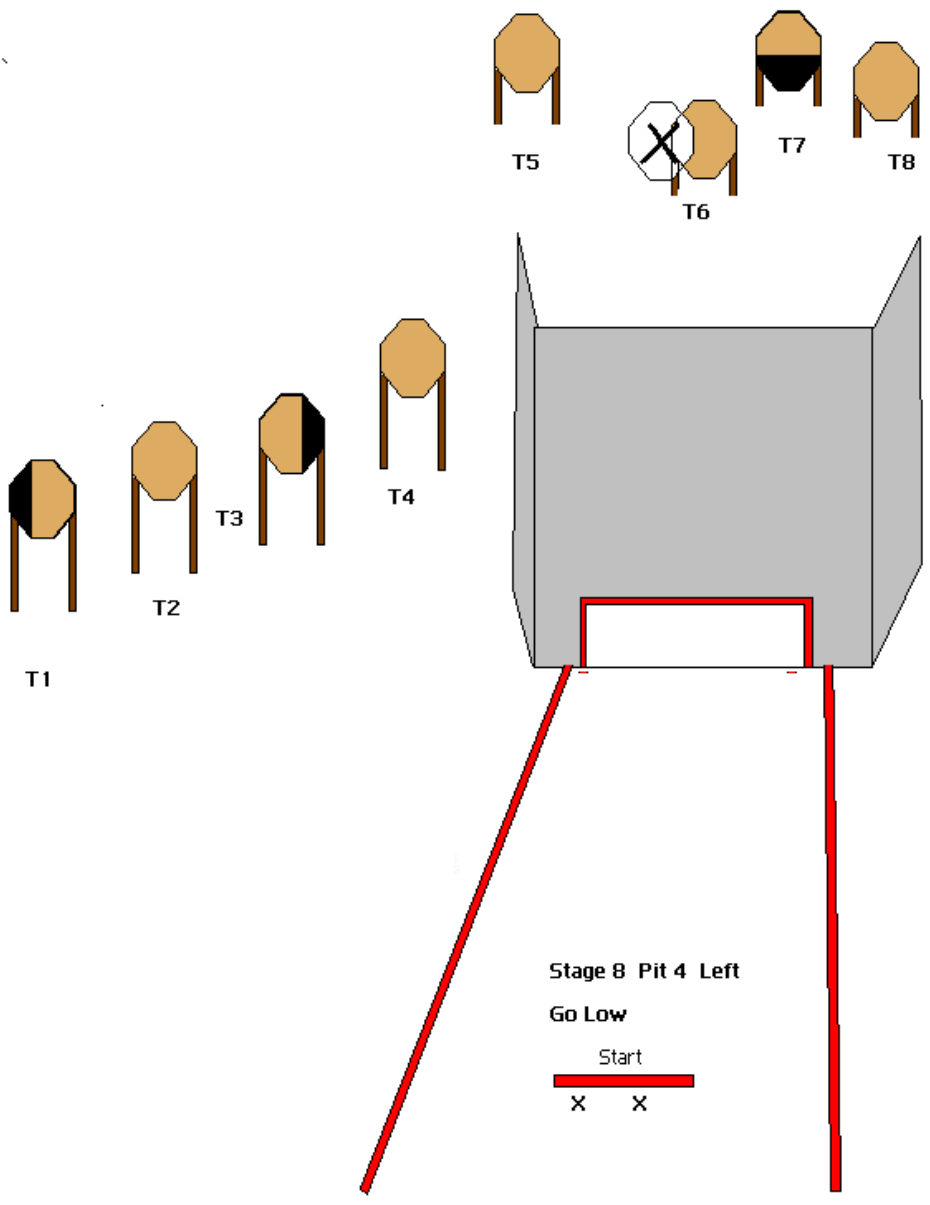




Stage Information Sheet

2011 Canadian National Championship LVL 3

- Stage Number:** 8
- Stage Name:** Go Low
- Stage Type:** Short Course
- Type of Scoring:** Comstock scoring
- Targets :** 8 IPSC targets
- Distances:** 5 -15 metres
- Possible Points:** 40
- Minimum Rounds:** 8
- Start Position:** Standing with hands at sides with toes on marks on start line.
Firearm is holstered with magazine inserted with an empty chamber as per 8.1.3.
Note: Revolvers start loaded as per 8.1.1.2.
- Starts:** Audible
- Stops:** On last shot
- Penalties:** As per IPSC rules
- Procedure:** On the start signal, engage T1 – T8. Best **SINGLE** hit will score on each target.
- Briefing:** Note: Whenever possible FRPC asks you to pick up any live round you may eject or drop. Note : In order to ensure the match runs on time, brass picking is allowed at the end of the day only.

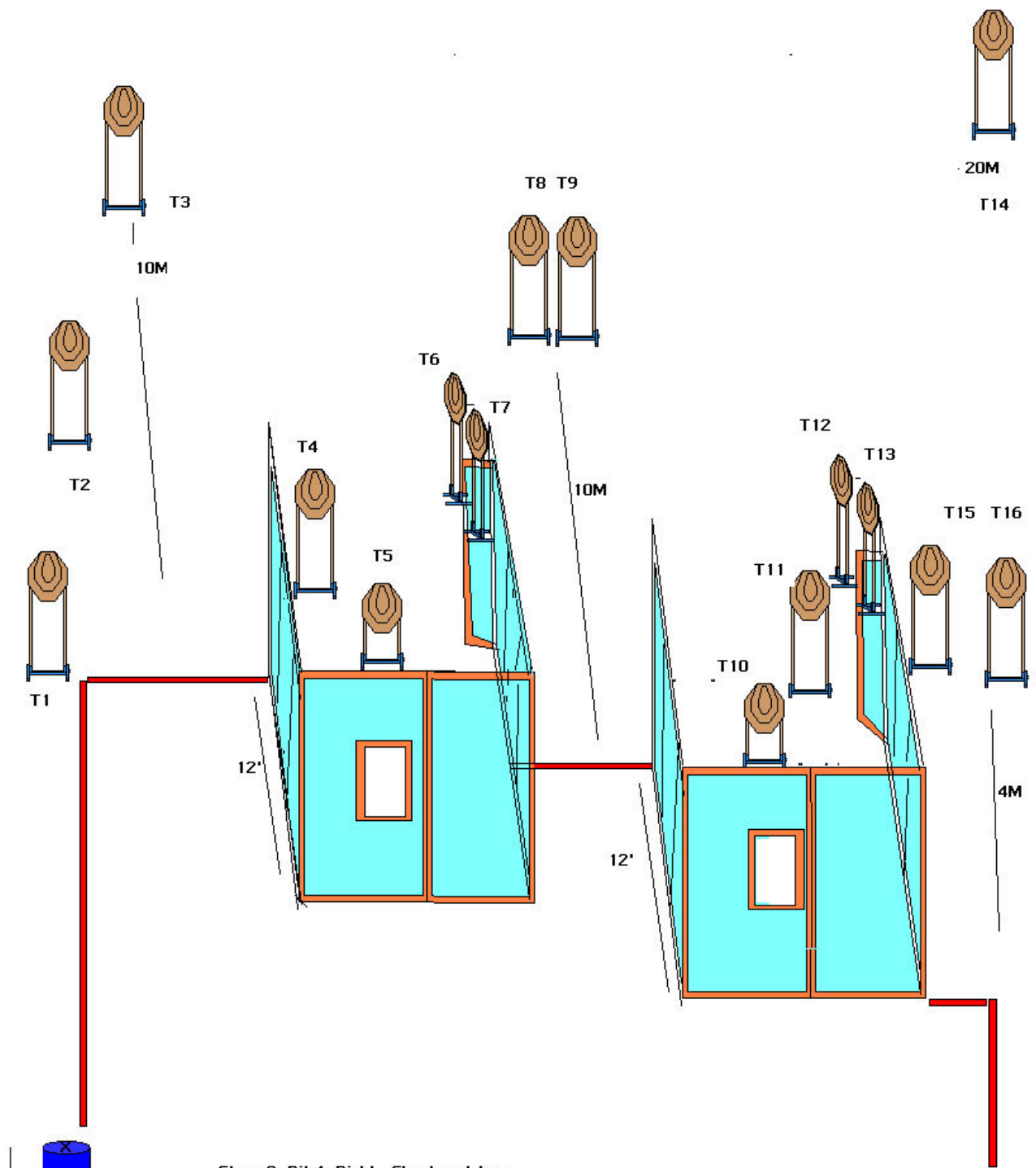




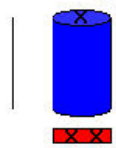
Stage Information Sheet

2011 Canadian National Championship LVL 3

Stage Number:	9
Stage Name:	Shock and Awe
Stage Type:	Long Course
Type of Scoring:	Comstock scoring
Targets :	16 IPSC targets
Distances:	5 - 25 metres
Possible Points:	160
Minimum Rounds:	32
Start Position:	Standing with toes touching marks on start line behind barrel. Firearm is loaded and placed on its side facing downrange on the mark on the barrel.
Starts:	Audible
Stops:	On last shot
Penalties:	As per IPSC rules
Procedure:	On the start signal, engage T1 – T16 as they become visible.
Briefing:	Note: Whenever possible FRPC asks you to pick up any live round you may eject or drop. Note: In order to ensure the match runs on time, brass picking is allowed at the end of the day only.



Stage 9, Pit 4, Right, Shock and Awe


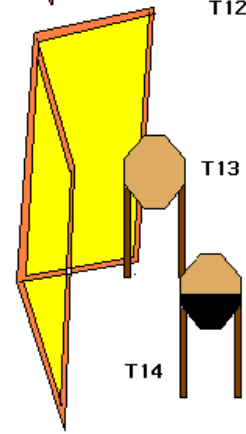
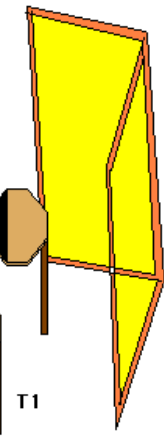
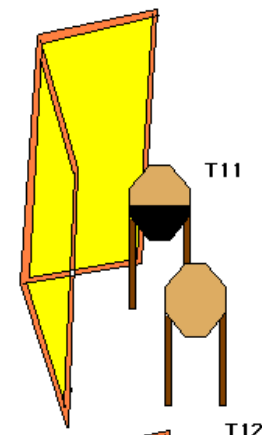
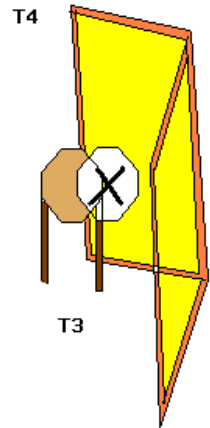
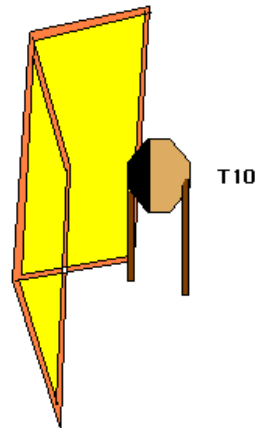
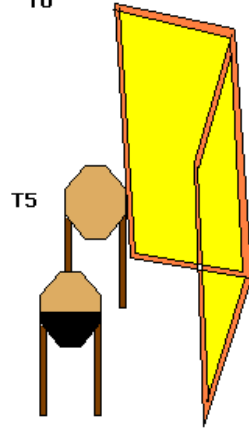
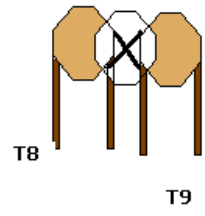
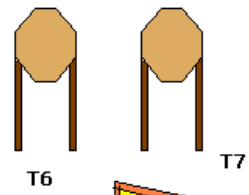




Stage Information Sheet

2011 Canadian National Championship LVL 3

Stage Number:	10
Stage Name:	Hose-fest
Stage Type:	Long Course
Type of Scoring:	Comstock scoring
Targets :	14 IPSC targets
Distances:	6 - 9 metres
Possible Points:	140
Minimum Rounds:	28
Start Position:	Standing with hands at sides, heels on marks on start line. Firearm is loaded and holstered.
Starts:	Audible
Stops:	On last shot
Penalties:	As per IPSC rules
Procedure:	On the start signal, engage T1 – T14 as they become visible.
Briefing:	Note: Whenever possible FRPC asks you to pick up any live round you may eject or drop. Note : In order to ensure the match runs on time, brass picking is allowed at the end of the day only.

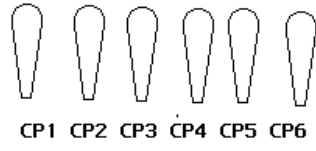




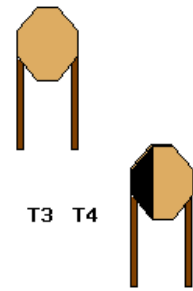
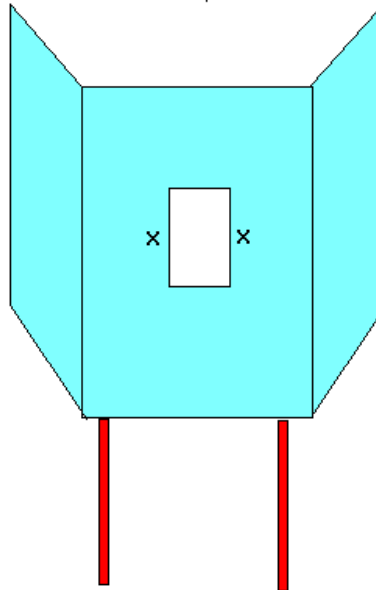
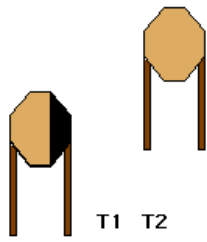
Stage Information Sheet

2011 Canadian National Championship LVL 3

Stage Number:	11
Stage Name:	Wailing Wall
Stage Type:	Medium Course
Type of Scoring:	Comstock scoring
Targets :	4 IPSC targets, 6 Classic Poppers
Distances:	8 - 14 metres
Possible Points:	70
Minimum Rounds:	14
Start Position:	Standing with each hand touching a mark on that respective side of window. Firearm is loaded and holstered.
Starts:	Audible
Stops:	On last shot
Penalties:	As per IPSC rules
Procedure:	On the start signal, engage T1-T4 and CP1 – CP 6 as they become visible.
Briefing:	Note: Whenever possible FRPC asks you to pick up any live round you may eject or drop. Note : In order to ensure the match runs on time, brass picking is allowed at the end of the day only.



12 - 15-M-



Stage 11, Pit 5, Back
Wailing wall



Stage Information Sheet

2011 Canadian National Championship LVL 3

Stage Number: 12

Stage Name: CLC-15

Please refer to Official IPSC CLC-15 Description.



IPSC CLASSIFIER - STAGE: CLC-15

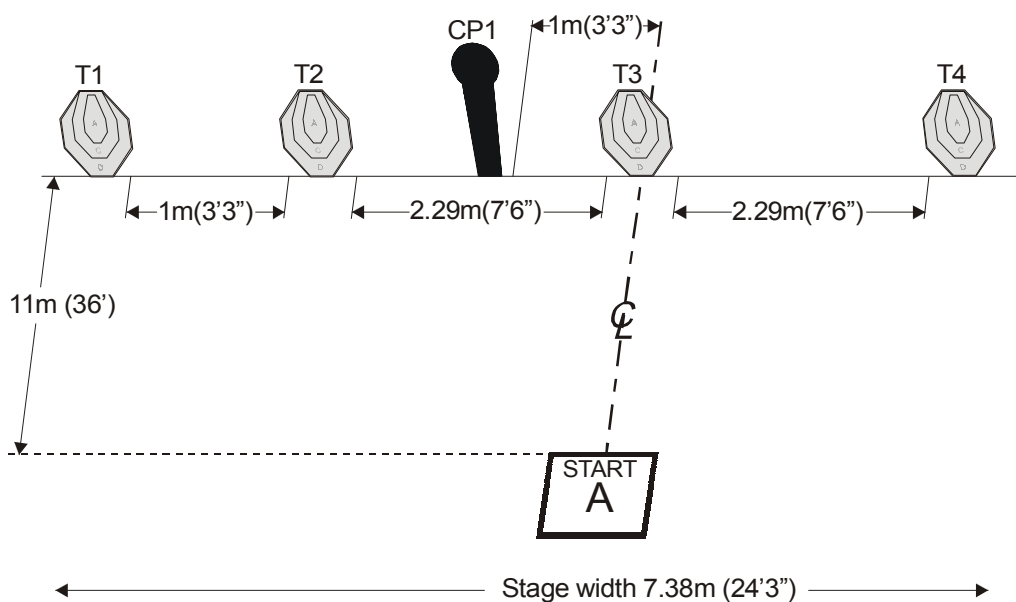
The International Practical Shooting Confederation - P.O. Box 972 Oakville, Ontario, Canada L6J 9Z9
Tel: (905) 849-6960 - fax: (905) 842-4323

Course of Fire Type: Short Classifier Stage

Stage Procedure:

On start signal, from Area A shoot T1-T4 and CP1.

Scoring: Comstock
Targets: 4 Classic, 1 Classic poppers
Possible Points: 45
Minimum Rounds: 9
Start Position: Standing relaxed in Area A, with both wrists above respective shoulders.
Start: On audible signal
Stop: Last shot
Penalties: As per current edition IPSC rules



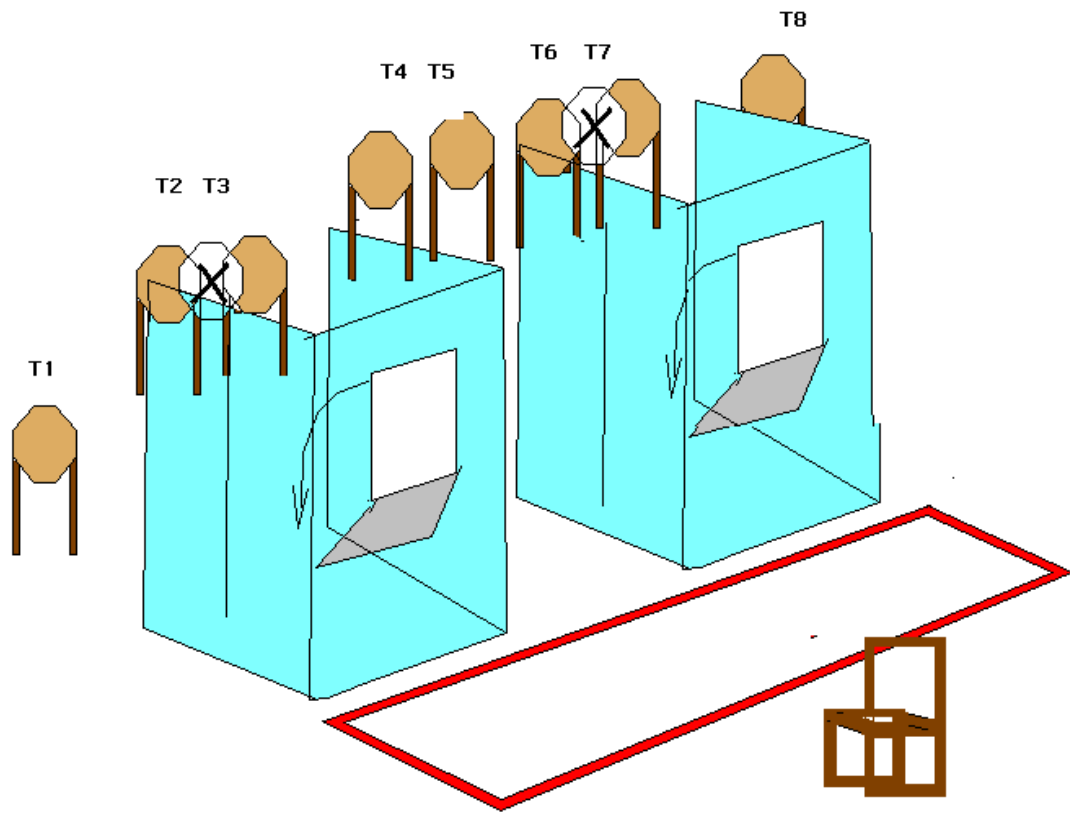
SETUP NOTES: Set paper targets to 1.52m (5 feet) to top of targets. Area A is 0.92m(3') by 0.92m(3'). Angle T1, T2 and T4 to face shooting Area.



Stage Information Sheet

2011 Canadian National Championship LVL 3

Stage Number:	13
Stage Name:	Push It
Stage Type:	Short Course
Type of Scoring:	Comstock scoring
Targets:	8 IPSC targets
Distances:	4-7 metres
Possible Points:	40
Minimum Rounds:	8
Start Position:	Seated on chair with hands on knees. Firearm is loaded and holstered.
Starts:	Audible
Stops:	On last shot
Penalties:	As per IPSC rules
Procedure:	On the start signal, engage T1 – T8. Best SINGLE hit will score on each target. Note: Windows of enclosures must be pushed to open to access T2 & T3 and T6 & T7.
Briefing:	Note: Whenever possible FRPC asks you to pick up any live round you may eject or drop. Note : In order to ensure the match runs on time, brass picking is allowed at the end of the day only.



Stage 13, Pit 6, Center

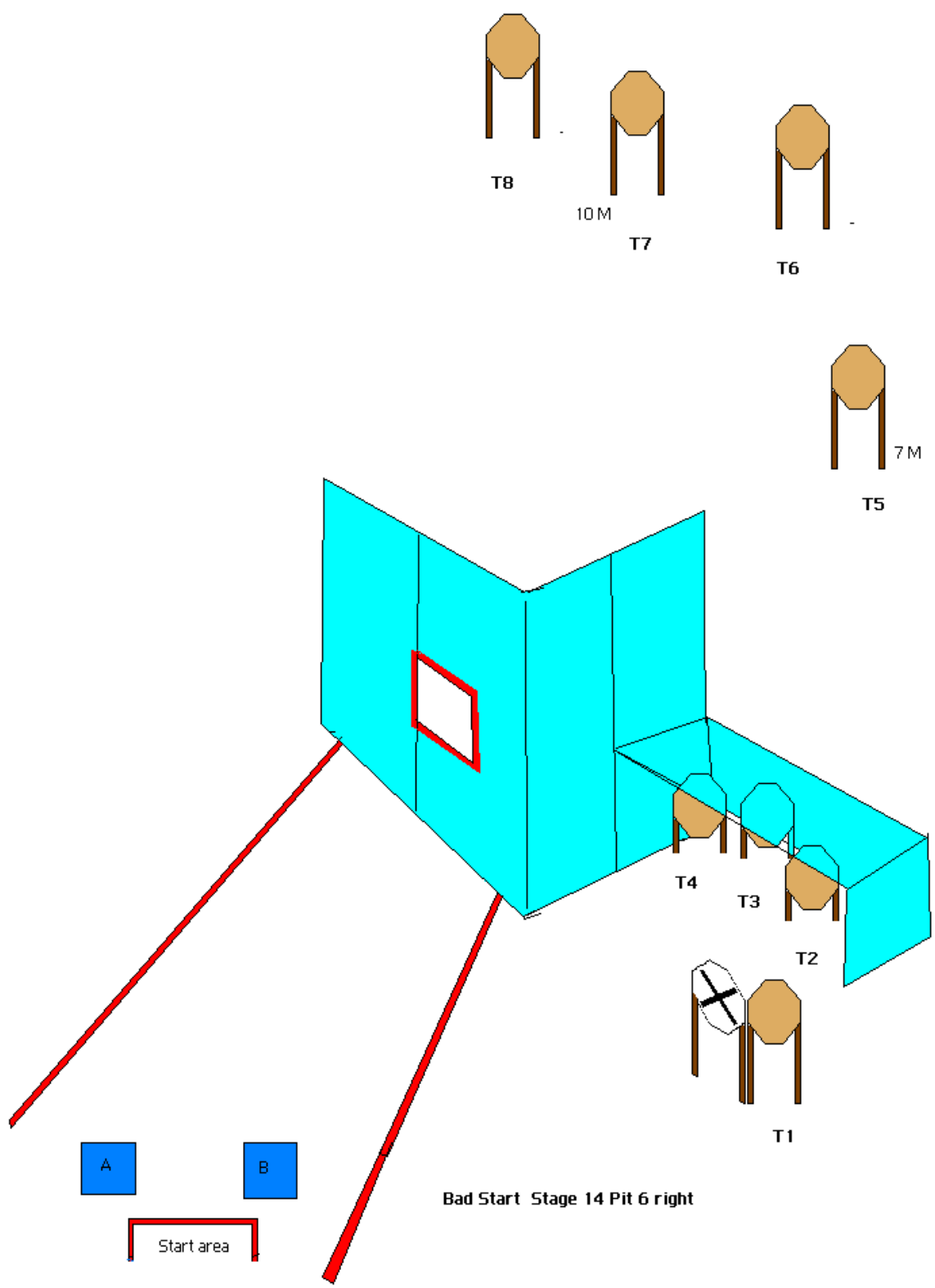
PUSH IT



Stage Information Sheet

2011 Canadian National Championship LVL 3

- Stage Number:** 14
- Stage Name:** Bad Start
- Stage Type:** Medium Course
- Type of Scoring:** Comstock scoring
- Targets :** 8 IPSC targets
- Distances:** 6-15 metres
- Possible Points:** 80
- Minimum Rounds:** 16
- Start Position:** Kneeling with both knees on the ground, hands on top of knees.
Firearm is unloaded as per 8.1.3 on it's side facing down range on pad A or B as the shooter chooses, all ammunition for the stage is on the other pad.
- Starts:** Audible
- Stops:** On last shot
- Penalties:** As per IPSC rules. The use of magazines or loaders from other than the pad at the start area will result in 1 procedural penalty per shot fired.
- Procedure:** On the start signal, engage T1- T8 as they become visible.
- Briefing:** Note: Whenever possible FRPC asks you to pick up any live round you may eject or drop. Note: In order to ensure the match runs on time, brass picking is allowed at the end of the day only.

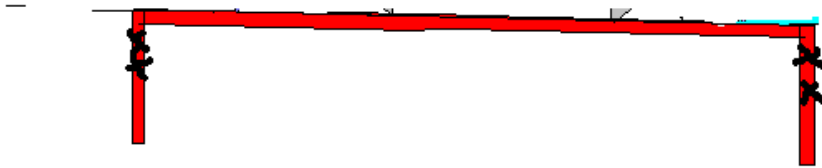
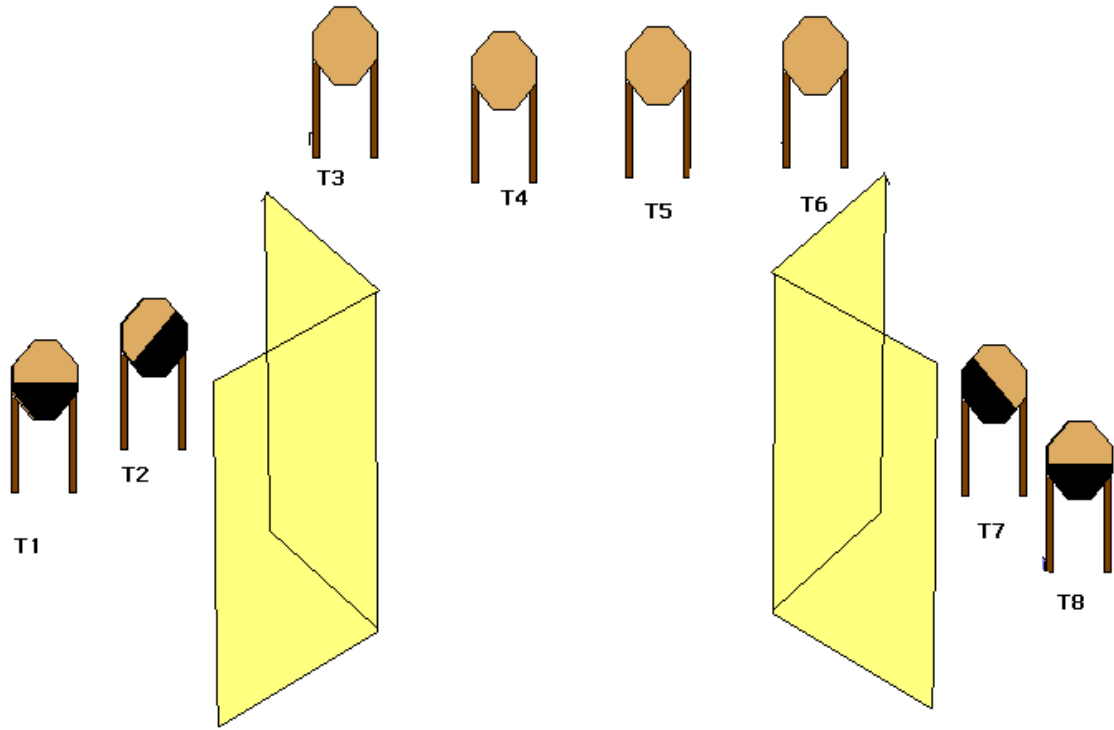




Stage Information Sheet

2011 Canadian National Championship LVL 3

Stage Number:	15
Stage Name:	Across the Line
Stage Type:	Medium Course
Type of Scoring:	Comstock scoring
Targets:	8 IPSC targets
Distances:	6-12 metres
Possible Points:	80
Minimum Rounds:	16
Start Position:	Standing with hands at sides, facing 90 degrees to downrange with toes on the marks at either end of the shooting area as the shooter chooses.
Starts:	Audible
Stops:	On last shot
Penalties:	As per IPSC rules.
Procedure:	On the start signal, engage T1 – T8 as they become visible.
Briefing:	Note: Whenever possible FRPC asks you to pick up any live round you may eject or drop. Note: In order to ensure the match runs on time, brass picking is allowed at the end of the day only.



Stage 15, Pit 7, Indoor range, Across the line